

Anomaly Detection Approach Using Adaptive Cumulative Sum Algorithm for Controller Area Network

Habeeb Olufowobi
Howard University
habeeb.olufowobi@howard.edu

Uchenna Ezeobi
Howard University
uchenna.ezeobi@howard.edu

Eric Muhati
Howard University
eric.muhati@howard.edu

Gaylon Robinson
Howard University
gaylon.robinson@howard.edu

Clinton Young
Iowa State University
cwyoung@iastate.edu

Joseph Zambreno
Iowa State University
zambreno@iastate.edu

Gedare Bloom
Howard University
gedare.bloom@howard.edu

ABSTRACT

The modern vehicle has transformed from a purely mechanical system to a system that embeds several electronic devices. These devices communicate through the in-vehicle network for enhanced safety and comfort but are vulnerable to cyber-physical risks and attacks. A well-known technique of detecting these attacks and unusual events is by using intrusion detection systems. Anomalies in the network occur at unknown points and produce abrupt changes in the statistical features of the message stream. In this paper, we propose an anomaly-based intrusion detection approach using the cumulative sum (CUSUM) change-point detection algorithm to detect data injection attacks on the controller area network (CAN) bus. We leverage the parameters required for the change-point algorithm to reduce false alarm rate and detection delay. Using real dataset generated from a car in normal operation, we evaluate our detection approach on three different kinds of attack scenarios.

CCS CONCEPTS

• **Security and privacy** → **Intrusion detection systems**; *Security protocols*;

KEYWORDS

CAN, intrusion detection, data injection, sequential methods, change-point detection, CUSUM.

ACM Reference Format:

Habeeb Olufowobi, Uchenna Ezeobi, Eric Muhati, Gaylon Robinson, Clinton Young, Joseph Zambreno, and Gedare Bloom. 2019. Anomaly Detection Approach Using Adaptive Cumulative Sum Algorithm for Controller Area Network. In *ACM Workshop on Automotive Cybersecurity (AutoSec '19)*, March 27, 2019, Richardson, TX, USA. ACM, New York, NY, USA, 6 pages. <https://doi.org/10.1145/3309171.3309178>

Permission to make digital or hard copies of all or part of this work for personal or classroom use is granted without fee provided that copies are not made or distributed for profit or commercial advantage and that copies bear this notice and the full citation on the first page. Copyrights for components of this work owned by others than the author(s) must be honored. Abstracting with credit is permitted. To copy otherwise, or republish, to post on servers or to redistribute to lists, requires prior specific permission and/or a fee. Request permissions from permissions@acm.org.

AutoSec '19, March 27, 2019, Richardson, TX, USA

© 2019 Copyright held by the owner/author(s). Publication rights licensed to ACM.

ACM ISBN 978-1-4503-6180-4/19/03...\$15.00

<https://doi.org/10.1145/3309171.3309178>

1 INTRODUCTION

Increasingly, automobiles are becoming more advanced in terms of the numerous electronic control unit (ECU) embedded in them and their interaction with the outside environment. The automotive system continues to embed several computing devices which have become an essential part of the vehicle architecture. With these ECUs, modern vehicles are more connected to the outside world and external networks through various remote surfaces that proportionally increase to new vehicle features. Similar to computing devices, these ECUs are susceptible to cyber and physical attacks. This susceptibility has opened up the vehicular system to remote and physical attacks. Researchers have demonstrated how these remote surfaces can be exploited to compromise the vehicular networks and control the entire vehicle operations remotely [2, 7, 10]. Koscher et al. [7] were the first to demonstrate and performed practical attacks on vehicles by sniffing the controller area network (CAN) bus messages and reverse engineering of the ECU codes to take control of a range of automotive functions. Hoppe et al. [4] demonstrated possible attacks on the CAN bus and their vulnerabilities while Miller and Valasek [10] demonstrated an attack on the Jeep Cherokee by exploiting the weakness in the WiFi network code generation protocol. Similarly, attacks on the Bluetooth connection of a car has been demonstrated by Checkoway et al. [2]. These attacks produce unexpected changes in the patterns of messages communicated on the bus.

Of most importance is the security of the in-vehicle network that facilitate the communication of ECUs over various networks and protocols. A prominent network is the CAN that provides shared priority-based communication designed to be simple and efficient, but with no security mechanism. Remote attacks have been demonstrated on the network exploiting this security weakness to manipulate, degrade and take over control of a vehicle. Some of the major concerns are the broadcast nature, the lack of message authentication and encryption which presents an opportunity for the adversary to use them as an access point to carry out a large-scale attack on the vehicle.

Detecting changes in statistical properties of a network stream have been broadly studied in different domains, and change-point detection approach has been applied [18, 21]. The key idea of this

detection approach is to model CAN bus messages as a sequence of measurement over time to describe the vehicle behavior. Hence, detecting abrupt changes in the network can be formulated and solved as a change-point detection problem. Due to external and internal events such as fuzzy and DOS attacks on the bus, there can be a significant change in the behavior of the messages broadcast on the CAN bus. Change-point analysis can be used to determine the point or multiple points in time where the changes occurred and their degrees with a sequential approach (average delay) while controlling the false alarm rate [1]. Hence, we implement the adaptive cumulative sum (CUSUM) change-point detection procedure for time series analysis to model CAN bus messages.

In this work, we investigate the performance of the anomaly-based sequential change-point detection using CUSUM algorithm to detect data injection attacks on the CAN bus. The change-point detection monitors and compares the features of the observed message sequence against a predetermined pattern of normal behavior of the bus to detect any significant deviation. We leverage the features of the detection algorithm to reduce the number of false positive and increase the detection accuracy. Also, we examine the performance of the algorithm with different tuning parameters and the effect of attack intensity. We evaluate the effectiveness of our approach using a real-world CAN dataset. The datasets represent different attack scenarios. The main contributions of this paper are in threefold:

- (1) We develop a sliding window approach to identify sequential patterns of CAN bus logs which are used to characterize the adaptive CUSUM algorithm for detecting message injection attacks in real-time.
- (2) We use the model to differentiate normal and anomalous messages at varied intervals based on significant changes compared to a reasonably selected threshold value.
- (3) We prototype and evaluate the performance of our detection algorithm using CAN logs generated from a real vehicle.

1.1 Threat Model

In this paper, we assume that an adversary can perform read and write operation on the CAN bus. A read operation involves eavesdropping and intercepting messages while a write operation involves forging, replaying and transmitting anomalous messages on the bus. An adversary can gain access to the CAN network through physical or remote attack surfaces to target a particular node or compromise the entire network. To evaluate the effectiveness of our detection algorithm, we investigate the following attack scenarios:

- (1) Data injection attack: An adversary can execute a replay or man-in-the-middle attack by sniffing the legitimate operation of the network. In this attack, a victim ECU message structure is imitated and injected into the bus at random to disrupt the normal working of the network.
- (2) Denial of service (DoS) attack: In a DoS attack, the CAN bus is flooded with too many messages of high priority keeping the network busy and unavailable to other nodes.
- (3) Fuzzy attack: In this attack scenario, the adversary injects randomly spoofed messages of different ID. As a result, nodes in the network receive lots of messages that can cause malfunction of the vehicle.

These attacks vectors are connected. An adversary starts by intercepting messages on the bus and reverse engineer them to understand their properties. The decoded messages are then injected into the network to alter the vehicle behavior. With this, an adversary can launch a DoS attack on the network that could paralyze the entire operation of the vehicular networks. The severity of the impact of potential attacks depends on the vehicular component targeted by the adversary, i.e., an attack on the vehicle brake system, steering, and accelerator will have more impact than an attack on the infotainment system.

2 BACKGROUND

2.1 Controller Area Network Protocol Overview

The controller area network (CAN) standard is a serial communication protocol that implements the carrier sense multiple access protocols with collision detection and arbitration on message priority (CSMA/CD+AMP) developed for use in automotive applications. It is principally the dominant communication protocol in the modern automobile, as well as used in industrial automation and embedded control applications. Messages sent in the bus are broadcast to the entire node on the network. CAN efficiently implements static fixed priority non-preemptive scheduling of messages through bus arbitration. Nodes with a lower arbitration ID have higher priority and always wins bus access. When a message wins arbitration and starts transmission, it becomes non-preemptible.

The CAN bus protocol was designed to be a robust communication protocol with sophisticated error detection and handling capabilities. However, CAN has different inherent security vulnerabilities because it implements no security mechanism to protect messages exchanged on the network. These vulnerabilities make it attractive to cyber attackers to easily monitor, intercept and inject malicious messages in the network.

An adversarial node can perform impersonation and replay attacks on spoofed messages to disrupt the bus operation and compromise the driver and passenger safety. Also, since the messages sent on the bus are not encrypted, reverse engineering can be used to understand vehicle functions. Besides, arbitration of the message protocol can be exploited through the transmission of high priority messages continuously. An adversary can launch a DoS attack using the message arbitration method by continuously flooding the network with malicious messages that are of high priority.

2.2 Sequential Change-Point Detection

Sequential anomaly detection describes a problem of detecting patterns in an observation at which one or more abrupt changes occur in a data sequence. Analyzing sequences in data is a statistical approach and theory for processing data in which the total number of observations is not fixed but depends somehow on the observed data as they become available. Therefore, the anomaly detection problem can be modeled as a change-point detection problem [19]. This work explores the performance of anomaly detection techniques based on the sequential data model using the change-point approach to characterize the pre-change parameters with unknown post-change parameters. A change-point is an instance in time

where the statistical properties of the data before and after this instance are noticeably different. It represents a transition in the state of the process that generates the data. The requirement for quality control motivates the development of change-point detection [14].

In sequential change-point detection, the goal is to detect as quickly as possible the point in time a change occurs in a statistical model of data and flag an alert signifying the change while reducing the false alarm rate. When an attack is detected at time t , the time series shows a statistical change around or at a time greater than t . For a quick response, the sequential hypothesis testing is often used when an attack occurs which saves memory and computation time. Thus, we consider the CUSUM statistics which is the basis of the change-point detection procedure. With a very light computation load, CUSUM uses the features of sequential and non-parametric tests to detect attacks in a time series data and is asymptotically optimal for a wide range of change-point detection problems when the time series are independent identically distributed (i.i.d.) with a parametric model [21].

3 CUSUM FOR CAN ANOMALY DETECTION

CUSUM algorithm was first proposed by Page [15] and is based on hypothesis testing developed for i.i.d. random variables. The CUSUM algorithm is a sequential detection technique useful for detecting irregular patterns that cause changes in an observation. To detect changes in the distribution, CUSUM periodically computes two sums, the upper control limit and the lower control limit, which represents the cumulative deviation between the expected value and the observed value. This detection rule is a comparison of the cumulative sum with an adaptive threshold which is not only updated online but also keeps a total memory of the useful information contained in the past observations. An essential feature of this algorithm is in determining and defining the regular pattern of the dataset. Deviations relative to this pattern are classified as anomalies when the upper or lower control limit exceeds a certain threshold. Using a sliding window approach, CUSUM can detect small shifts in statistical parameters (e.g., mean) relative to the regular pattern. The output of the algorithm is the potential list of anomalies along with the corresponding plot of the time series and its anomalies. This detection algorithm is a cost-effective and straightforward approach that can be adapted to different vehicles. A computing module (dongle) running the CUSUM algorithm can be connected to the vehicle OBD-II port and act as a monitoring node on the CAN bus.

3.1 Adaptive CUSUM Algorithm

Adaptive CUSUM is proposed to solve the problem of unknown parameters that vary over time. The combination of the process of detecting change and parameter estimation is a practice considered to give better performance [18]. The idea is to estimate the parameters in a continuous form with the CUSUM test starting immediately regardless of the estimation accuracy. Since more sample estimation could lead to more accurate estimation, the estimation process continues while performing detection. Therefore, we model the messages transmitted in the CAN bus using change-point detection procedure. A change can be modeled using two hypotheses, θ_0 and θ_1 with thresholds 0 and h . The first hypothesis represents the

statistical distribution of CAN message stream before the change while the second represent the distribution after the change. The essential steps in this algorithm are on how to decide between θ_0 and θ_1 and how to estimate the time of change efficiently from the measured sample of the message instances. These steps are called the detection and estimation steps respectively. We follow an online approach to develop the CUSUM algorithm as described in [3]. The framework of the adaptive CUSUM algorithm used to model messages transmitted in the CAN bus is described below.

Let $M = \{M_1, M_2, \dots, M_n\}$ be a random set of messages observed sequentially, and are independent and identically distributed on the CAN bus network. Message M represents a data frame on the CAN bus and each of the messages are released sequentially. Message M is said to be "in-control" at first and each M_i follows a probability density function (PDF), $p(M_i, \theta)$ depending on the deterministic parameter θ . These parameters are assumed to be known mean μ and variance σ^2 . This messages may contain a change that occur abruptly at time \tilde{t}_c called the out-of-control that is modeled by an instant modification to the value of θ . Therefore, $\theta = \theta_0$ before \tilde{t}_c , *pre-change*, and $\theta = \theta_1$ after that, *post-change*. When a change occurs, an alarm should be signaled as soon as possible for a proper action to be taken with few false positives. In the detection step, the problem is to decide between two possible hypotheses \mathcal{H}_0 and \mathcal{H}_1 from observed messages M . The instantaneous log-likelihood ratio test is used to decide between the hypothesis i.e., test for signaling a change, which is given by:

$$S_i = \ln \left(\frac{p(M_i, \theta_1)}{p(M_i, \theta_0)} \right) \quad (1)$$

and the cumulative sum from 0 to n is:

$$S_n = \sum_{i=0}^n S_i \quad (2)$$

The decision function G_n and the change time estimate \tilde{t}_c are:

$$G_n = S_n - \min_{1 \leq t_c \leq n} S_{t_c-1} \quad (3)$$

$$\tilde{t}_c = \min_{1 \leq t_c \leq n} S_{t_c-1} \quad (4)$$

Equations 2, 3, and 4 gives the direct form of the CUSUM algorithm. For the real-time detection of change, the equations are rewritten in a recursive form and are given by:

$$S_n = S_{n-1} + S_n \quad (5)$$

The decision function G_n compared to a positive threshold is given by:

$$G_n = \{G_{n-1} + S_n\}^+, \quad (6)$$

where $\{a\}^+ = \sup(a, 0)$. Once the abrupt change has been detected, equation 4 can be used to estimate the change time t_c from the measured samples M_1, M_2, \dots, M_n efficiently. Thus, the sample size M_i , the reference value k which determines the level of past memory held by the CUSUM statistics and the varying decision limits h are the tuning parameters required for operating an adaptive CUSUM.

Table 1: Overview of the dataset

Type of Attack	Total	Normal Messages	Injected Messages
DoS Attack	3,665,771	3,078,250	587,521
Fuzzy Attack	3,838,860	3,347,013	491,847
Spoofing the drive gear	4,443,142	3,845,890	597,252
Spoofing the RPM gauge	4,621,702	3,966,805	654,897

3.2 Detection Approach

A significant feature of the proposed detection approach is the rate at which message instances are released and transmitted in the CAN bus. In normal operation, each message instance has a regular frequency or interval. When a message injection attack occurs on the bus, this rate or interval will change significantly as the ECUs under the attack will also be transmitting their message. Thus, the rate of messages on the bus is increased more than double the average rate. To characterize the message frequency, we use a window-based technique to extract a fixed length of overlapping windows from the attack-free dataset. The frequency of each message instance M_i in the unique window ω_i is maintained and they form the training set.

The process steps we use in detecting abrupt changes in each window follows as described in Section 3.1. We compute the PDF $p(M_i)$ by calculating the μ and σ^2 of each sample M_i of the dataset using the maintained frequency of message instances in ω_i . We then calculate the CUSUM, S_n as described in equation 5 by calculating the instantaneous log-likelihood ratio S_i given by:

$$S_i = \frac{\mu_{M_1} - \mu_{M_0}}{\sigma_M^2} \left(M_i - \frac{\mu_{M_1} + \mu_{M_0}}{2} \right). \quad (7)$$

When an abnormal event is detected, and there is a shift in the process mean, the algorithm terminates and signals an alarm. The algorithm considers at least five average run length (ARL) before the alarm signals for the out-of-control ARL_1 that is measured in a steady state. The steady-state ARL values are based on the delayed shifts in our chosen parameters.

4 EXPERIMENTAL VALIDATION

An evaluation was conducted using real CAN dataset available for research purposes¹. This dataset contains the normal vehicle operation and four different types of message injection attacks to disrupt the operation of the car. These attacks include DOS, fuzzy, and spoofing of the gear and vehicle RPM. The recorded datasets are logged through the OBD-II port of a real vehicle with complete knowledge of the ground truth of the normal and injected messages.

The DOS attack dataset contains attacks where the most dominant message with ID 0000 is injected every 0.3 milliseconds while the fuzzy dataset contains attacks where random message IDs are injected every 0.5 milliseconds to meddle with the vehicle operations. Other datasets are spoofing the drive gear and the rpm where their respective IDs are injected every 1 millisecond. Table 1 shows an overview of the overall number of messages in the dataset.

To measure the performance of our algorithm, we used the ARL function. The ARL function is the expected number of samples

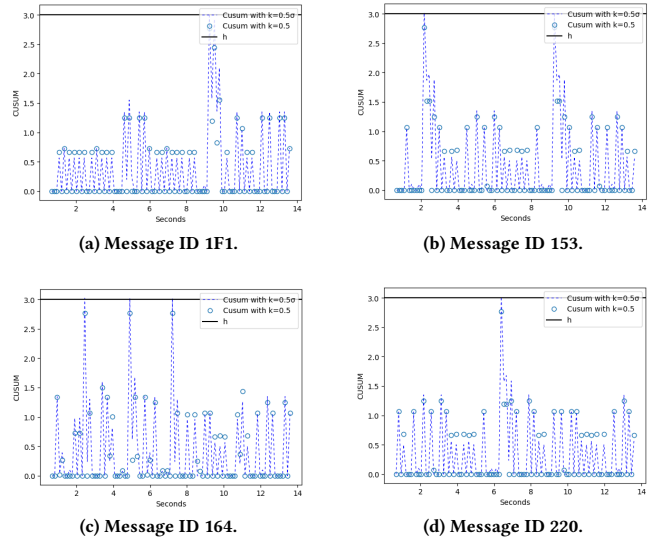


Figure 1: Plots of CUSUM algorithm with reference parameter k fixed to 0.5 and varied at $(0.5 * \sigma)$ for attack free dataset.

before alarm signals. The signal can be an actual shift in the process mean or false alarm. The ARL function takes two values with respect to θ and is given by: $ARL = E_{\theta}[N_d]$, where N_d is the detection time of the adaptive CUSUM algorithm, and the parameter θ is the assumed constant for all message instances. With respect to θ , the ARL function takes two values: $\theta = \theta_0$, the in-control ARL_0 is the expected number of samples before a false alarm, and $\theta = \theta_1$, the out-of-control ARL_1 is the expected number of samples before a shift in the mean is detected. A specific value is required for ARL_0 while we aim to minimize ARL_1 value over a range of process shifts. We also evaluate the performance by calculating the true positive rate (TPR) and the false positive rate (FPR) after measuring the true negative, true positive, false positive, and false negative.

4.1 Experimental Setup

The behavior of messages in the CAN bus can be learned by examining the average number of message instances and intervals between the subsequent message of the same ID. Our goal is to obtain the optimal parameters by learning these features.

We run our detection algorithm on the attack-free dataset to achieve the lowest possible false positives based on the selected interval, threshold, and window size. We learned the number of message instances in 0.335 seconds window with a usual choice of $k = 0.5$ and $h = 3$ as the CUSUM value is never greater than 3 as shown in Figure 1. These parameter values are chosen based on the performance of the algorithm on the attack-free dataset such that the algorithm reaches desired performance in respect to the mean time between false alarms ARL_0 and mean detection delay ARL_1 .

As observed in the Figure 1, the CUSUM algorithm was run for 14 seconds for the attack-free dataset for different IDs with multiple instances. The graph stays in-control, and there is no presence of a change in the mean or false alarm as G_n is calculated. It is also common to set the value of k at (0.5 to 1) of the standard deviation σ . Therefore, we varied the value of k using the standard

¹<https://sites.google.com/a/hksecurity.net/ocslab/Datasets/CAN-intrusion-dataset>

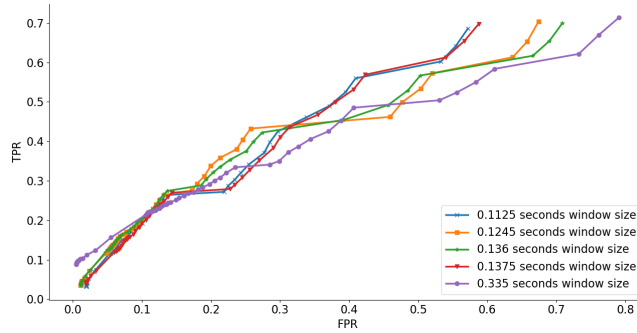


Figure 2: Adaptive CUSUM Algorithm performance on varying thresholds for different window sizes using RPM dataset deviation while keeping other variables constant as depicted in the Figure 1. We realized that k at $(0.5 * \sigma)$ has a better chance of detecting small shifts early. Cumulative results of the CUSUM are presented using the receiver operating characteristics (ROC) showing how performance of the algorithm changes with varying threshold for different window sizes as shown in Figure 2. As the window size increases, the relative variability of messages increases, thus resulting in higher TPR and FPR.

4.2 Experimental Results

We conducted three different experiments with the parameters obtained from the attack-free dataset to evaluate the adaptive CUSUM algorithm. As in the case of the attack-free dataset, we assume that the first five windows of the attack datasets do not contain anomalous messages and they form the training set used in estimating the parameters. In our datasets, these windows do not contain any attack data. We expect the mean of the message instances to change at an unknown time. We set the detection threshold $h = 3$ to detect attacks very quickly with low false alarm rate. When an attack is detected, the decision function grows continuously after the change, and an alarm is signaled when it is greater than the threshold.

For spoofing the gear and the RPM dataset, we identified the injected IDs and plotted the message instances against time in seconds in the samples and CUSUM graphs corresponding to both IDs. Figure 3 shows the plots for the attack-free dataset instances and the one-sided CUSUM chart for gear and rpm IDs. Visual inspection reveals that there is no alarm signal as $G_n < h$.

The corresponding Figure 4 shows the same plots with the CUSUM signaling an alarm when the values of $G_n > h$. As shown in the figure, the algorithm analyzed the incoming messages to calculate the CUSUM parameters and started detection when it reached a steady state. If $G_n \approx 1$ is greater than $h = 3$, the CUSUM algorithm alert that change has occurred and an alarm is signaled before the algorithm terminates. Similar plots were obtained with spoofing the RPM gauge dataset and the DOS attack dataset. The figures show the successful detection of the injected IDs with a very short delay. By manual analysis of both datasets, we observe that the first set of injections for the spoofing gear dataset was around time $t = 1.2682$ while our detection algorithm signals the alarm at $t \approx 1.30$. This implies that the detection delay for the gear data injection is $n_d \approx 0.032$. Similarly, manual inspection of the RPM

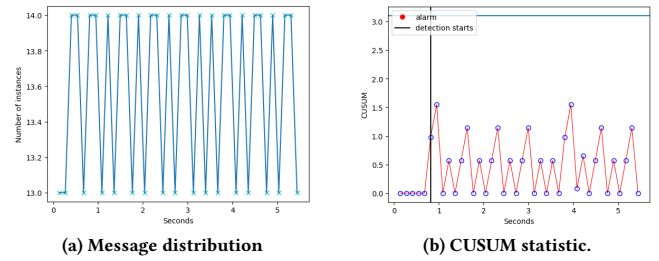


Figure 3: Plot of message instances against the time (secs) and CUSUM algorithm for gear ID with a threshold $h = 3$ for attack free dataset.

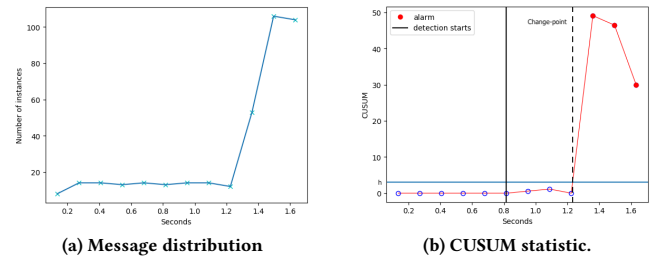


Figure 4: Plot of message instances against the time (secs) and CUSUM algorithm for gear ID with a threshold $h = 3$ for spoofing the drive gear dataset.

gauge dataset reveals the set of injections occurred at $t = 0.9667$ seconds, and our detection algorithm signaled the alarm at $t \approx 1.08$ seconds which imply that the detection delay is on the average of $n_d = 0.113$. Furthermore, we conduct similar analysis on the fuzzy and the DOS attack dataset, and their detection delays are $n_d = 0.092$ and $n_d = 0.165$ seconds respectively. The corresponding ROC curve for fuzzy attack dataset is shown in Figure 5.

To enhance the performance of our detection algorithm, we remark that varying the required parameters k , h , and large enough window size ω improves the detection accuracy. While executing the algorithm at different time intervals, we obtained different results, and the number of false alarms ranged between different interval counts. Subsequently, when the threshold value is lowered with the same window size, a degraded performance is noticed, i.e., the false positive rate increased significantly. Similarly, when the window size is decreased using the same interval and threshold values, we get a high rate of false alarms.

5 RELATED WORK

Anomaly-based intrusion detection system has been applied to traditional network-based systems to detect anomalous behaviors in the network. As most messages in the CAN bus tend to be periodic, detection approach using message inter-arrival time, entropy, and frequency have been proposed to analyze and detect anomalous behavior in the network [11–13, 16].

Taylor et al. [20] developed an anomaly detector by learning to predict the next data word originating from each sender in the bus using long-short-term memory (LSTM) recurrent neural network

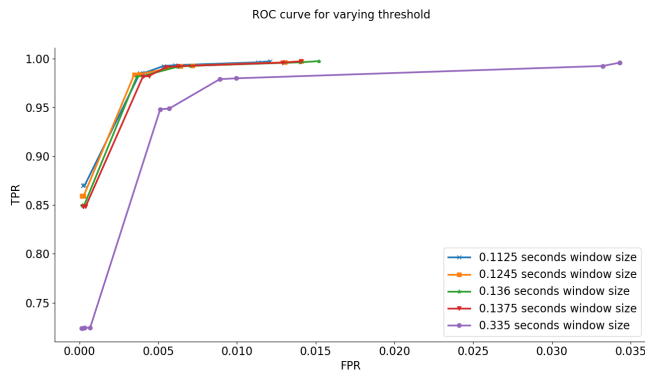


Figure 5: ROC curve of varying thresholds for different window sizes using fuzzy attack dataset.

for CAN bus anomaly detection. In [6] a deep learning based IDS is proposed to monitor CAN packet broadcast on the network by capturing the underlying statistical features of data and use them to detect attacks. Also, [9] proposed a fuzzy algorithm to distinguish between legitimate CAN messages generated by human driver and the injected messages generated by an attacker. Our approach differs from prior work because we focus on detecting anomalies by identifying changes in the statistical properties of the observed messages on the CAN bus based on the hypothesis testing.

Change-point detection has been applied to several systems including wireless network protocols, application, and CPS [5, 8, 17]. Tang et al. [17] used the non-parametric CUSUM test to find abrupt changes in a process without any *a priori* statistical knowledge and detected the real-time backoff misbehavior problem in IEEE 802.11 based wireless networks. Huang et al. [5] proposed the use of adaptive CUSUM algorithm for defending against false data injection attacks in smart grid networks using a Markov-chain-based analytical model. Similarly, [8] applied the CUSUM test as a collaborative quickest detection model to identify changes in distributed ad hoc networks. However, to the best of our knowledge, this paper presents the first application of the change-point detection approach to identify anomalous behavior in CAN.

6 CONCLUSION

In this paper, we present an anomaly intrusion detection system to identify message injection attacks on CAN bus. The proposed approach is based on change-point detection techniques using adaptive CUSUM algorithm to detect statistical changes and intrusions in CAN bus message stream. We utilized the instance of messages in a sample window and carefully chosen tuning parameters to identify differences in the statistical properties and detect irregular patterns of the messages. Analytical results have shown that the proposed detection algorithm can efficiently detect data injection attacks with low detection delay. Through our experiment, we showed that when the required parameters are carefully selected, there is high detection accuracy with low false alarm rate. Future work will compare the performance of the adaptive CUSUM algorithm with other anomaly detection approaches and analyze the algorithm performance under different attack scenarios and intensity. Additionally, we aim to find other interesting characteristics of the messages that can be used for hypothesis testing.

ACKNOWLEDGMENTS

This material is based upon work supported by the National Science Foundation under Grant No. CNS 1646317 and CNS 1645987.

REFERENCES

- [1] Rudolf B Blazek, Hongjoong Kim, Boris Rozovskii, and Alexander Tartakovsky. 2001. A novel approach to detection of denial-of-service attacks via adaptive sequential and batch-sequential change-point detection methods. In *Proceedings of IEEE systems, man and cybernetics information assurance workshop*. Citeseer, 220–226.
- [2] Stephen Checkoway, Damon McCoy, Brian Kantor, Danny Anderson, Hovav Shacham, Stefan Savage, Karl Koscher, Alexei Czeskis, Franziska Roesner, and Tadayoshi Kohno. 2011. Comprehensive Experimental Analyses of Automotive Attack Surfaces. In *USENIX SECURITY*. USENIX.
- [3] Pierre Granjon. 2013. The CuSum algorithm—a small review. (2013).
- [4] Tobias Hoppe, Stefan Kiltz, and Jana Dittmann. 2008. Security threats to automotive CAN networks—practical examples and selected short-term countermeasures. In *International Conference on Computer Safety, Reliability, and Security*. Springer, 235–248.
- [5] Yi Huang, Jin Tang, Yu Cheng, Husheng Li, Kristy A Campbell, and Zhu Han. 2016. Real-time detection of false data injection in smart grid networks: an adaptive CUSUM method and analysis. *IEEE Systems Journal* 10, 2 (2016), 532–543.
- [6] Min-Joo Kang and Je-Won Kang. 2016. Intrusion detection system using deep neural network for in-vehicle network security. *PLoS one* 11, 6 (2016), e0155781.
- [7] K. Koscher, A. Czeskis, F. Roesner, S. Patel, T. Kohno, S. Checkoway, D. McCoy, B. Kantor, D. Anderson, H. Shacham, and S. Savage. 2010. Experimental Security Analysis of a Modern Automobile. In *2010 IEEE Symposium on Security and Privacy*. 447–462. <https://doi.org/10.1109/SP.2010.34>
- [8] Chengzhi Li, Husheng Li, and Huaiyu Dai. 2008. Collaborative quickest detection in adhoc networks with delay constraint-part II: Multi-node network. In *Information Sciences and Systems, 2008. CISS 2008. 42nd Annual Conference on*. IEEE, 600–605.
- [9] Fabio Martinelli, Francesco Mercaldo, Vittoria Nardone, and Antonella Santone. 2017. Car hacking identification through fuzzy logic algorithms. In *Fuzzy Systems (FUZZ-IEEE), 2017 IEEE International Conference on*. IEEE, 1–7.
- [10] C. Miller and C. Valasek. 2015. Remote exploitation of an unaltered passenger vehicle. *Unknown Journal* (2015).
- [11] Michael R Moore, Robert A Bridges, Frank L Combs, Michael S Starr, and Stacy J Prowell. 2017. Modeling inter-signal arrival times for accurate detection of CAN bus signal injection attacks: a data-driven approach to in-vehicle intrusion detection. In *Proceedings of the 12th Annual Conference on Cyber and Information Security Research*. ACM, 11.
- [12] Michael Müter and Naim Asaj. 2011. Entropy-based anomaly detection for in-vehicle networks. In *Intelligent Vehicles Symposium (IV), 2011 IEEE*. IEEE, 1110–1115.
- [13] Habeeb Olufowobi, Gedare Bloom, Clinton Young, and Joseph Zambreno. 2018. Work-in-Progress: Real-Time Modeling for Intrusion Detection in Automotive Controller Area Network. In *2018 IEEE Real-Time Systems Symposium (RTSS)*. IEEE, 161–164.
- [14] Opeyemi Osanaiye, Kim-Kwang Raymond Choo, and Mqhele Dlodlo. 2016. Change-point cloud DDoS detection using packet inter-arrival time. In *Computer Science and Electronic Engineering (CEEC), 2016 8th*. IEEE, 204–209.
- [15] Ewan S Page. 1954. Continuous inspection schemes. *Biometrika* 41, 1/2 (1954), 100–115.
- [16] Hyun Min Song, Ha Rang Kim, and Huy Kang Kim. 2016. Intrusion detection system based on the analysis of time intervals of CAN messages for in-vehicle network. In *Information Networking (ICOIN), 2016 International Conference on*. IEEE, 63–68.
- [17] Jin Tang, Yu Cheng, and Weihua Zhuang. 2014. Real-time misbehavior detection in IEEE 802.11-based wireless networks: An analytical approach. *IEEE Transactions on Mobile Computing* 13, 1 (2014), 146–158.
- [18] Alexander G Tartakovsky. 2014. Rapid detection of attacks in computer networks by quickest change-point detection methods. In *Data analysis for network cyber-security*. World Scientific, 33–70.
- [19] Alexander G Tartakovsky, Boris L Rozovskii, Rudolf B Blazek, and Hongjoong Kim. 2006. A novel approach to detection of intrusions in computer networks via adaptive sequential and batch-sequential change-point detection methods. *IEEE Transactions on Signal Processing* 54, 9 (2006), 3372–3382.
- [20] Adrian Taylor, Sylvain Leblanc, and Nathalie Japkowicz. 2016. Anomaly detection in automobile control network data with long short-term memory networks. In *Data Science and Advanced Analytics (DSAA), 2016 IEEE International Conference on*. IEEE, 130–139.
- [21] Haining Wang, Danlu Zhang, and Kang G Shin. 2004. Change-point monitoring for the detection of DoS attacks. *IEEE Transactions on dependable and secure computing* 1, 4 (2004), 193–208.